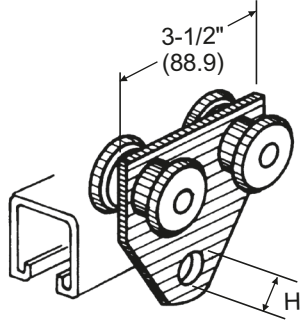




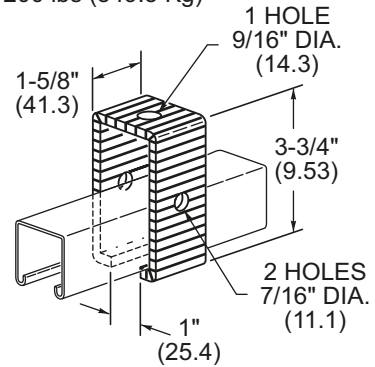
FOUR WHEEL TROLLEY				
CATALOG NUMBER	"H"		WEIGHT	
	in	mm	lbs	kg
N-2600	9/16	14.3	1.06	0.5
N-2601	1-1/8	28.6	0.99	0.4



Allowable load 600 lbs (2.67 kN) maximum.
Trolley designed to fit N-200 and N-210 channels.

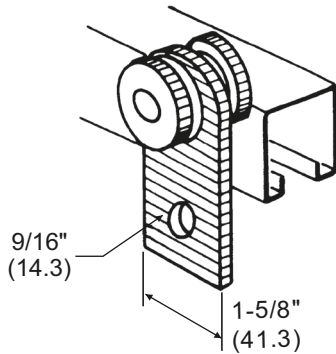
CHANNEL TROLLEY SUPPORT	
CATALOG NUMBER	WEIGHT PER 100
N-2611	102 Lbs (46.3 Kg)

Design load 1200 lbs (549.3 Kg)



Requires 3/8" x 2-1/2" Bolt and 3/8" Nut (Not Included)

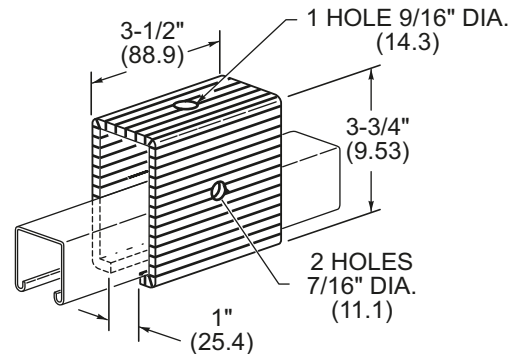
TWO WHEEL TROLLEY	
CATALOG NUMBER	WEIGHT PER 100
N-2602	59 Lbs (26.8 Kg)



Allowable load 300 lbs (1.48 kN) maximum.
Trolley designed to fit N-200 and N-210 channels.


CHANNEL TROLLEY SUPPORT	
CATALOG NUMBER	WEIGHT PER 100
N-2612	220 Lbs (99.9 Kg)

Design load 2500 lbs (1139.0 Kg)



Requires 3/8" x 2-1/2" Bolt and 3/8" Nut (Not Included)

THREADED ROD					
CATALOG NUMBER	DIA. SIZE		THREAD	WEIGHT PER 100	
	in	mm		lbs	kg
N-2650	1/4	6.3	20	12	5.4
N-2652	3/8	9.5	16	30	13.6
N-2654	1/2	12.7	13	52	23.6
N-2656	5/8	15.9	11	85	38.6
N-2658	3/4	19.1	10	123	55.8



Electro-Galvanized Finish
Standard Length is 10'-0"

ROD COUPLERS							
CATALOG NUMBER	DIA. SIZE		THREAD	"A" LENGTH		WEIGHT PER 100	
	in	mm		in	mm	lbs	kg
N-2660	1/4	6.3	20	7/8	22.2	2	0.9
N-2662	5/16	7.9	18	7/8	22.2	2	0.9
N-2664	3/8	9.5	16	1-3/4	44.4	11	5.0
N-2666	1/2	12.7	13	1-3/4	44.4	11	5.0
N-2668	5/8	15.9	11	2-1/8	54.0	16	7.3
N-2670	3/4	19.0	10	2-1/4	57.1	28	12.7

